

THE JAMES WALKER CO.

CROSBY FIST GRIP WIRE ROPE CLIPS

NEW STYLE FIST GRIP® CLIPS 3/16" - 5/8"



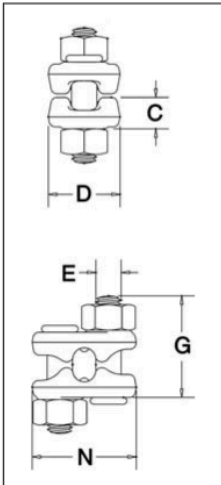
Fist Grip® wire clips meet or exceed the performance requirements of Federal Specification FF-C-450 Type III, Class 1, except for those provisions required of the contractor. For additional information, see page 391.

- Entire clip is Galvanized to resist corrosive and rusting action.
- Based on the catalog breaking strength of wire rope. Crosby wire rope clips have an efficiency rating of 80% for 3/16" - 7/8" sizes, and 90% for sizes 1" through 1-1/2".
- Bolts are an integral part of the saddle. Nuts can be installed in such a way as to enable the operator to swing the wrench in a full arc for fast installation.
- All sizes have forged steel saddles.
- All Clips are individually bagged or tagged with proper application instructions and warning information.
- Crosby products meet or exceed all requirements of ASME B30.26 including identification, ductility, design factor, proof load and temperature requirements. Importantly, Crosby products meet other critical performance requirements including fatigue life, impact properties and material traceability, not addressed by ASME B30.26.
- Assembled with standard heavy hex nuts.

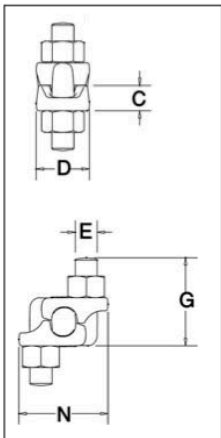
FIST GRIP® CLIPS 3/4" - 1-1/2"



3/16" - 5/8"



3/4" - 1-1/2"



G-429 Fist Grip® Clips

Rope Size		G-429 Stock No.	Std. Package Qty.	Weight Per 100 (lbs.)	Dimensions (in.)				
(in.)*	(mm)				C	D	E	G	N
3/16 - 1/4	5-7	1010471	100	23	.40	.94	.38	1.41	1.44
5/16	8	1010499	100	28	.47	1.06	.38	1.50	1.54
3/8	10	1010514	50	40	.51	1.06	.44	1.84	1.78
7/16 - 1/2	11-13	1010532	50	62	.59	1.25	.50	2.21	2.15
9/16 - 5/8	14-16	1010550	50	103	.72	1.50	.63	2.72	2.57
3/4	18-20	1010578	25	175	.86	1.81	.75	2.94	2.67
7/8	22	1010596	25	225	.97	2.12	.75	3.31	2.86
1	24-26	1010612	10	300	1.13	2.25	.75	3.72	3.06
1-1/8	28-30	1010630	10	400	1.28	2.38	.88	4.22	3.44
1-1/4	32-34	1010658	10	400	1.34	2.50	.88	4.25	3.56
1-3/8 - 1-1/2	36-40	1010676	Bulk	700	1.56	3.00	1.00	5.56	4.12

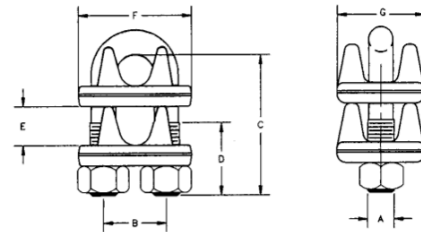
* Sizes through 5/8" incorporate New Style design.

CM Big Orange PiggyBack Wedge Socket Clip

An easy way to secure the dead end of a wire rope on a wedge socket.

The new PiggyBack Clip is another Big Orange exclusive. Our revolutionary dual saddle design secures the dead end of a wire rope on a wedge socket and provides the following benefits:

- Attaches quickly and easily.
- Prevents load transfer to dead end rope.
- Eliminates need for short rope piece or loop on dead end.
- Properly secured dead end reduces possibility of snag/foul and shear off at wedge socket.
- Available in 3/8" to 1 1/2" sizes.
- Drop forged saddles.
- Application approved by OSHA.
- Hot dip galvanized, plus orange painted U-bolts.
- Patent 5,427,469 U.S. Class 403/396.



CM Big Orange PiggyBack wedge socket clip specifications

Size (in.)	Product code	UPC 43927-	Dimensions (inches)							Weight each (lbs.)	Min. tail (in.)	Torque (ft.-lbs.)*
			A	B	C	D	E	F	G			
3/8	M248D	45642	7/16-14UNC	1.00	2.38	1.00	.53	1.94	1.62	.8	6	45
7/16	M249D	45698	1/2-13UNC	1.19	2.62	1.00	.66	2.31	1.78	1.3	6	65
1/2	M250D	45570	1/2-13UNC	1.19	2.62	1.00	.72	2.31	1.91	1.4	6	65
9/16	M296D	45572	9/16-12UNC	1.31	3.19	1.25	.77	2.50	1.97	1.7	6	95
5/8	M251D	45574	9/16-12UNC	1.31	3.19	1.25	.81	2.50	2.00	1.7	6	95
3/4	M252D	45576	5/8-11UNC	1.50	3.50	1.50	.91	2.81	2.34	2.5	6	130
7/8	M253D	45578	3/4-10UNC	1.75	3.88	2.00	1.07	3.16	2.44	3.6	6	225
1	M254D	45580	3/4-10UNC	1.88	4.25	2.00	1.22	3.47	2.62	3.9	6	225
1 1/8	M255D	45582	3/4-10UNC	2.00	4.50	2.00	1.31	3.59	2.81	4.9	6 3/4	225
1 1/4	M256D	45584	7/8-9UNC	2.31	5.25	2.38	1.50	4.22	3.18	6.5	7 1/2	360
1 3/8	M257D	45586	7/8-9UNC	2.38	5.62	2.38	1.56	4.25	3.08	7.1	8 1/4	360
1 1/2	M258D	45588	7/8-9UNC	2.59	6.00	2.38	1.75	4.47	3.41	8.2	9	360

*The tightening torque values shown are based upon the threads being clean, dry and free of lubrication.
NOTE: Rotation resistant rope may require longer tail length.

WARNING: DO NOT EXCEED RATED CAPACITIES