

THE JAMES WALKER CO.

GRABIQ CHAIN

COMPONENTS



GBK
SELF LOCKING HOOK

Latch is protected and will act as a gauge to signal an unsafe bent hook or latch.



LBK
SWIVEL EYE GRIP LATCH

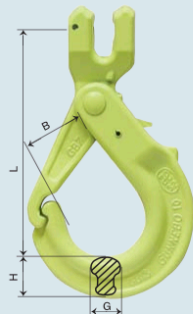
Bushing allows hook to swivel before load is applied.

Release trigger will only operate when hook is unloaded.



LKBK
SWIVEL EYE GRIP LATCH

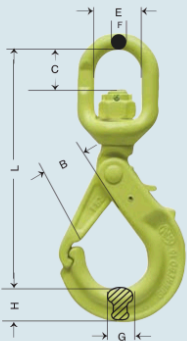
Ball bearing allows this hook to swivel under load.



GBK SELF LOCKING HOOK

Model	Chain Size Inches	Working Load Limit *(Lbs) at 90°	L	B	G	H	Weight Each (Lbs)
GBK-8-10	5/16"	5,700	4.7	1.5	0.79	0.87	1.8
GBK-10-10	3/8"	8,800	5.9	1.9	0.94	1.1	2.9
GBK-13-10	1/2"	15,000	6.8	2.1	1.1	1.4	5.3
GBK-16-10	5/8"	22,600	8.5	2.4	1.5	2.0	12.3

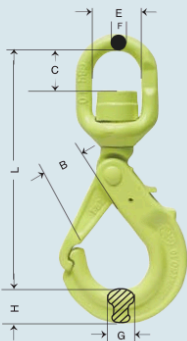
*Design factor 4



LBK SWIVEL EYE GRIP LATCH SELF-LOCKING HOOK (WITH BRONZE BUSHING)

Model	Chain Size Inches	Working Load Limit *(Lbs)	L	B	C	E	F	G	H	Weight Each (Lbs)
LBK-7/8-10	5/16"	5,700	6.9	1.5	1.1	1.5	0.47	0.79	0.87	1.8
LBK-10-10	3/8"	8,800	8.4	1.9	1.4	1.7	0.59	0.87	1.1	4.0
LBK-13-10	1/2"	15,000	9.3	2.1	1.9	1.9	0.75	1.1	1.4	8.4

*Design factor 4:1



LKBK SWIVEL EYE GRIP LATCH SELF-LOCKING HOOK (WITH BALL BEARINGS)

Model	Chain Size Inches	Working Load Limit *(Lbs)	L	B	C	E	F	G	H	Weight Each (Lbs)
LKBK-7/8-10	5/16"	5,700	6.9	1.5	1.1	1.5	0.47	0.79	0.87	1.8
LKBK-10-10	3/8"	8,800	8.4	1.9	1.4	1.7	0.59	0.87	1.1	4.0
LKBK-13-10	1/2"	15,000	9.3	2.1	1.9	1.9	0.75	1.1	1.4	8.4

*Design factor 4:1

WARNING: DO NOT EXCEED RATED CAPACITIES