

THE JAMES WALKER CO.

CROSBY FORGED SWIVELS

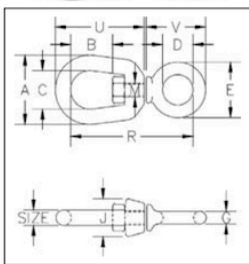
- FORGED SWIVELS**
- Hot dip Galvanized
 - Quenched & Tempered
 - Crosby products meet or exceed all requirements of ASME B30.26 including identification, ductility, design factor, proof load and temperature requirements. Importantly, Crosby products meet other critical performance requirements including fatigue life, impact properties and material traceability, not addressed by ASME B30.26.

401, 402 and 403 swivels are positioning devices and are not intended to rotate under load. Use in corrosive environment requires shank and nut inspection in accordance with ASME B30.10-1.2.1(b)(2)(c)2000.



G-401 Chain Swivels

- Meets the performance requirements of Federal Specification RR-C-271D, Type VII, Class 1, except for those provisions required of the contractor.



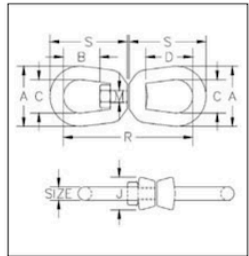
Size (in.)	G-401 Stock No.	Working Load Limit (lbs.)*	Weight Each (lbs.)	Dimensions (in.)											
				A	B	C	D	E	G	J	M	R	U	V	
1/4	1016233	850	.13	1.25	.69	.75	.62	1.12	.25	.69	.31	2.25	1.69	1.25	
5/16	1016251	1250	.25	1.63	.81	1.00	.75	1.38	.31	.81	.38	2.72	2.06	1.47	
3/8	1016279	2250	.54	2.00	.94	1.25	1.00	1.75	.38	1.00	.50	3.44	2.50	1.88	
1/2	1016297	3600	1.12	2.50	1.31	1.50	1.25	2.25	.50	1.31	.63	4.25	3.19	2.44	
5/8	1016313	5200	2.09	3.00	1.56	1.75	1.50	2.75	.62	1.50	.75	5.13	3.88	2.94	
3/4	1016331	7200	3.09	3.50	1.75	2.00	1.75	3.25	.75	1.88	.88	5.78	4.94	3.46	

* Ultimate Load is 5 times the Working Load Limit.



G-402 Regular Swivels

- Meets the performance requirements of Federal Specification RR-C-271D, Type VII, Class 2, except for those provisions required of the contractor.



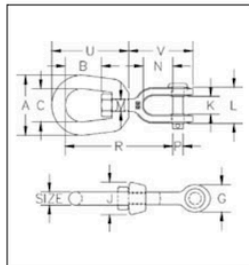
Size (in.)	G-402 Stock No.	Working Load Limit (lbs.)*	Weight Each (lbs.)	Dimensions (in.)									
				A	B	C	D	J	M	R	S		
1/4	1016019	850	.21	1.25	.69	.75	1.06	.69	.31	2.94	1.69		
5/16	1016037	1250	.39	1.63	.81	1.00	1.25	.81	.38	3.56	2.06		
3/8	1016055	2250	.71	2.00	.94	1.25	1.50	1.00	.50	4.31	2.50		
1/2	1016073	3600	1.32	2.50	1.31	1.50	2.00	1.31	.63	5.44	3.19		
5/8	1016091	5200	2.49	3.00	1.56	1.75	2.38	1.50	.75	6.56	3.88		
3/4	1016117	7200	4.02	3.50	1.75	2.00	2.63	1.88	.88	7.19	4.31		
7/8	1016135	10000	6.25	4.00	2.06	2.25	3.06	2.13	1.00	8.38	5.00		
1	1016153	12500	8.95	4.50	2.31	2.50	3.50	2.38	1.13	9.63	5.75		
1-1/4	1016199	18000	16.37	5.63	2.69	3.13	3.69	3.00	1.50	11.44	6.75		
1-1/2	1016215	45200	45.79	7.09	3.88	4.09	3.88	3.75	2.25	16.69	9.91		

* Ultimate Load is 5 times the Working Load Limit.



G-403 Jaw End Swivels

- Meets the performance requirements of Federal Specification RR-C-271D, Type VII, Class 3, except for those provisions required of the contractor.
- U.S. Patent 5,381,650 and other equivalents.



Size (in.)	G-403 Stock No.	Working Load Limit (lbs.)*	Weight Each (lbs.)	Dimensions (in.)													
				A	B	C	G	J	K	L	M	N	P	R	U	V	
1/4	1016395	850	.21	1.25	.69	.75	.69	.69	.47	1.03	.31	.88	.25	2.63	1.69	1.69	
5/16	1016411	1250	.34	1.63	.81	1.00	.81	.81	.50	1.13	.38	.88	.31	2.94	2.06	1.81	
3/8	1016439	2250	.66	2.00	.94	1.25	1.00	1.00	.63	1.41	.50	1.06	.38	3.63	2.50	2.25	
1/2	1016457	3600	1.34	2.50	1.31	1.50	1.31	1.31	.75	1.75	.63	1.31	.50	4.50	3.19	2.88	
5/8	1016475	5200	2.48	3.00	1.56	1.75	1.63	1.50	.94	2.06	.75	1.50	.63	5.31	3.88	3.44	
3/4	1016493	7200	3.88	3.50	1.75	2.00	1.88	1.88	1.13	2.53	.88	1.75	.75	6.06	4.31	4.00	
7/8	1016518	10000	5.87	4.00	2.06	2.25	2.13	2.13	1.19	2.75	1.00	2.06	.88	7.00	5.00	4.53	
1	1016536	12500	9.84	4.50	2.31	2.50	2.63	2.38	1.75	3.72	1.13	2.81	1.13	8.56	5.75	5.94	
1-1/4	1016572	18000	15.75	5.69	2.69	3.13	3.13	3.00	2.06	4.31	1.63	2.81	1.38	9.75	7.06	6.38	
1-1/2	1016590	45200	54.75	7.00	3.88	4.00	5.63	4.00	2.88	6.00	2.25	4.44	2.25	14.25	10.00	10.84	

* Ultimate Load is 5 times the Working Load Limit.

WARNING: DO NOT EXCEED RATED CAPACITIES