

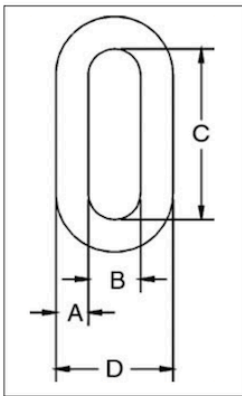
# THE JAMES WALKER CO.

## CROSBY LINKS & RINGS

### G-340 S-340



G-340 from 5/8" thru 7/8" meet the performance requirements of Federal Specification RR-C-271D, Type XV, except for those provisions required of the contractor.



### Weldless End Links

- Forged carbon steel - Quenched and Tempered
- Self Colored or Hot Dip Galvanized.

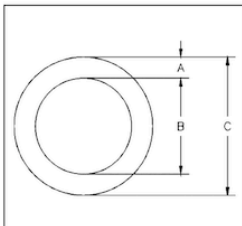
Size (A) (in.)	Stock No.		Working Load Limit (lbs.)*	Weight Each (lbs.)	Dimensions (in.)		
	G-340 Galv.	S-340 S.C.			B	C	D
5/16	1014057	1014066	2500	.15	.50	1.75	1.18
3/8	1014075	1014084	3800	.22	.56	1.88	1.38
1/2	1014093	1014100	6500	.49	.75	2.38	1.81
5/8	1014119	1014128	9300	.97	1.00	3.25	2.32
3/4	1014137	1014146	14000	1.51	1.13	3.50	2.68
7/8	1014155	1014164	12000	2.59	2.00	5.13	3.75
1	1014173	1014182	15200	3.95	2.25	5.75	4.25
1-1/4	1014191	1014208	26400	7.30	2.50	7.00	5.00
1-3/8	1014217	1014226	30000	10.38	2.75	7.75	5.50

\* Ultimate Load is 5 times the Working Load Limit. Based on single leg sling (in-line load), or resultant load on multiple legs with an included angle less than or equal to 120°.

### S-643



Weldless Rings meet the performance requirements of Federal Specification RR-C-271D Type VI, except for those provisions required of the contractor.



### S-643 Weldless Rings

- Forged carbon steel - Quenched and Tempered.
- Self Colored

Size (A) (in.)	S-643 Stock No.	Working Load Limit Single Pull (lbs.)*	Weight Each (lbs.)	Dimensions (in.)	
				B	C
7/8 x 4	1013780	7200	2.72	4.00	5.75
7/8 x 5-1/2	1013806	5600	3.47	5.50	7.25
1 x 4	1013824	10800	3.69	4.00	6.00
1-1/8 x 6	1013842	10400	6.60	6.00	8.25
1-1/4 x 5	1013860	17000	6.82	5.00	7.50
1-3/8 x 6	1013888	19000	10.12	6.00	8.75

\* Ultimate Load is 6 times the Working Load Limit.

**WARNING: DO NOT EXCEED RATED CAPACITIES**

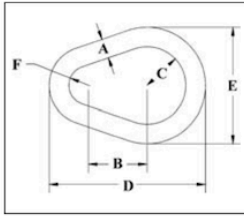
# THE JAMES WALKER CO.

## CROSBY PEAR SHAPED LINKS

### A-341



- Alloy Steel - Quenched and Tempered
- Individually Proof Tested at 2 times Working Load Limit with certification.
- Proof Test certification shipped with each link.
- Sizes 1/2", 5/8", 3/4", 7/8", 1", 1-1/4", and 1-3/8" are drop forged.



### A-341 Alloy Pear Shaped Links

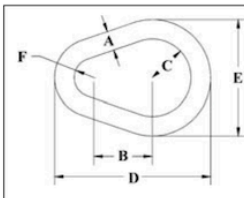
Size (A) (in.)	A-341 Stock No.	Working Load Limit		Weight Each (lbs.)	Dimensions (in.)				
		(lbs.)*	(t)		B	C	D	E	F
1/2	1013575	7000	3.15	.55	1.50	1.00	4.00	3.00	.50
5/8	1013584	9000	4.09	1.10	1.88	1.25	5.00	3.75	.63
3/4	1013595	12300	5.59	1.76	2.25	1.50	6.00	4.50	.75
7/8	1013604	15000	6.81	2.82	2.63	1.75	7.00	5.25	.88
1	1013613	24360	11.0	4.22	3.00	2.00	8.00	6.00	1.00
†† 1 1/8	1013622	30600	13.9	6.25	3.38	2.25	8.75	6.75	1.13
1 1/4	1013631	36000	16.4	8.25	4.00	2.50	10.00	7.50	1.25
1 3/8	1013640	43000	19.5	11.25	4.13	2.75	11.00	8.25	1.38
†† 1 1/2	1013649	54300	24.7	14.25	4.50	3.00	12.00	9.00	1.50
†† 1 5/8	1013658	62600	28.4	18.50	4.88	3.25	13.00	9.75	1.63
†† 1 3/4	1013667	84900	38.6	22.50	5.25	3.50	14.00	10.50	1.75
†† 1 7/8	1013676	95800	43.5	29.00	5.63	3.75	15.00	11.25	1.88
†† 2	1013685	102600	46.6	34.00	6.00	4.00	16.00	12.00	2.00
†† 2 1/4	1013694	143100	65.0	48.00	6.75	4.50	18.00	13.50	2.25
†† 2 1/2	1013703	147300	66.9	66.00	7.50	5.00	20.00	15.00	2.50
†† 2 3/4	1013712	216900	98.6	88.00	8.25	5.50	22.00	16.50	2.75
†† 3	1013721	228000	103	114.00	9.00	6.00	24.00	18.00	3.00
†† 3 1/4	1013730	262200	119	146.00	9.75	6.50	26.00	19.50	3.25
†† 3 1/2	1013739	279000	126	181.00	10.50	7.00	28.00	21.00	3.50
†† 4	1013748	373000	169	271.00	12.00	8.00	32.00	24.00	4.00

\* Based on single leg sling (in-line load), or resultant load on multiple legs with an included angle less than or equal to 120°. Minimum Ultimate load is 5 times the Working Load Limit.  
†† Welded Link.

### G-341 / S-341



- Forged carbon steel - Quenched and Tempered.
- Self Colored or Hot Dip galvanized.



### G-341 / S-341 Weldless Sling Links

Size (A) (in.)	Stock No.		Working Load Limit Single Pull (lbs.)*	Weight Each (lbs.)	Dimensions (in.)				
	G-341 Galv.	S-341 S.C.			B	C	D	E	F
3/8	1013897	1013904	1800	.23	1.13	.75	3.00	2.25	.38
1/2	1013913	1013922	2900	.55	1.50	1.00	4.00	3.00	.50
5/8	1013931	1013940	4200	1.06	1.87	1.25	5.00	3.75	.63
3/4	1013959	1013968	6000	1.88	2.25	1.50	6.00	4.50	.75
7/8	1013977	1013986	8300	2.75	2.63	1.75	7.00	5.25	.88
1	1013995	1014002	10800	4.35	3.00	2.00	8.00	6.00	1.00
1 1/4	1014011	1014020	16750	7.60	4.00	2.50	10.25	7.50	1.25
1 3/8	1014039	1014048	20500	11.30	4.13	2.75	11.00	8.25	1.38

\* Ultimate Load is 6 times the Working Load Limit. Based on single leg sling (in-line load), or resultant load on multiple legs with an included angle less than or equal to 120°.

**WARNING: DO NOT EXCEED RATED CAPACITIES**